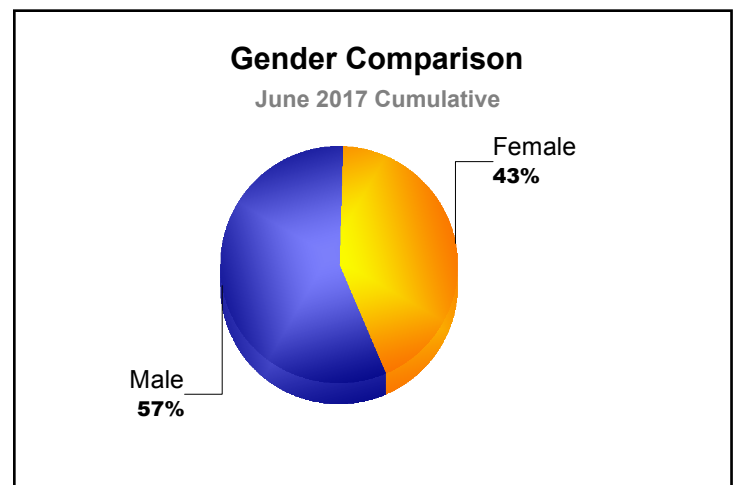
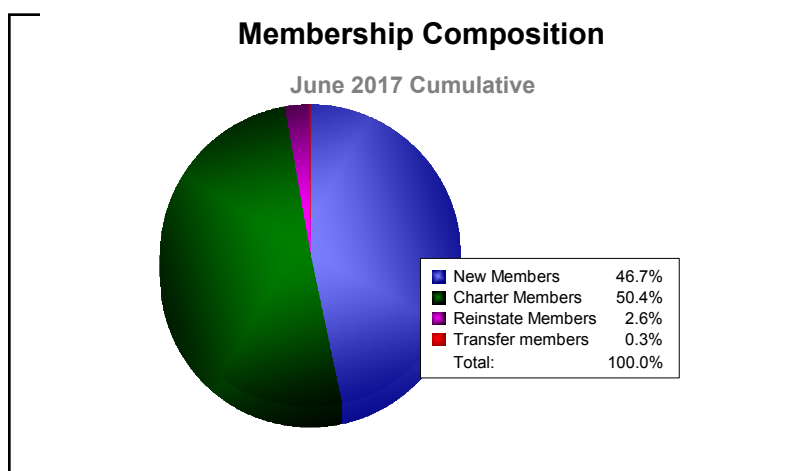
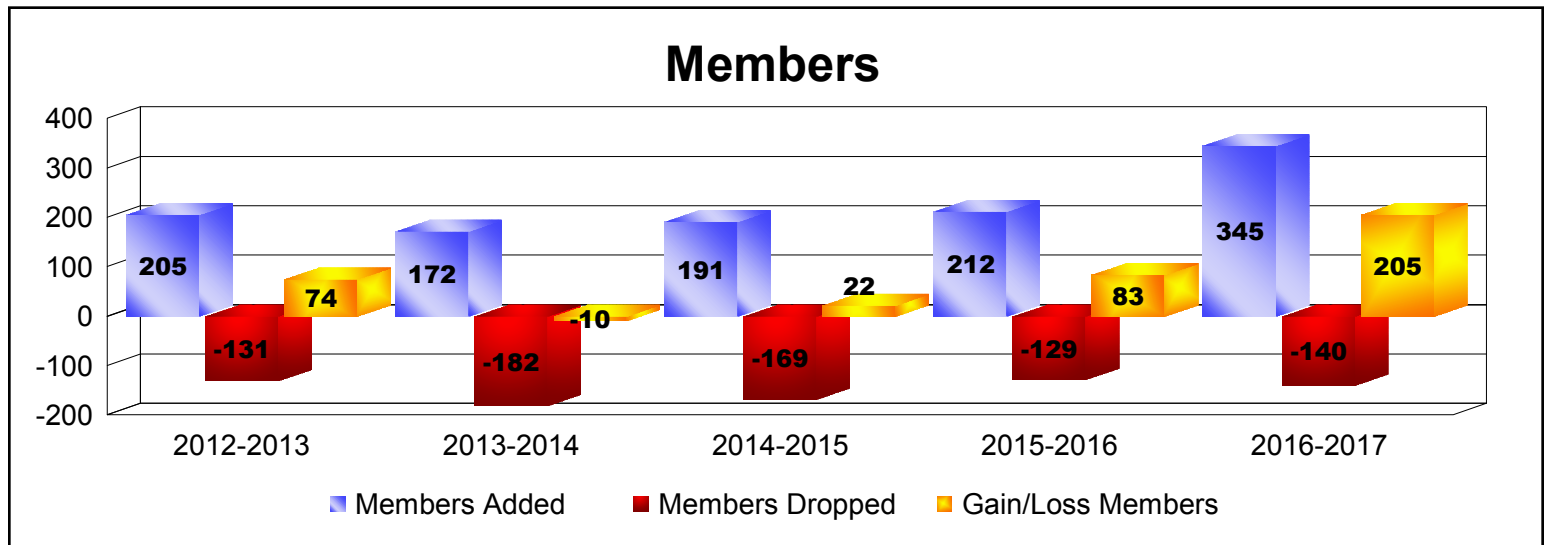
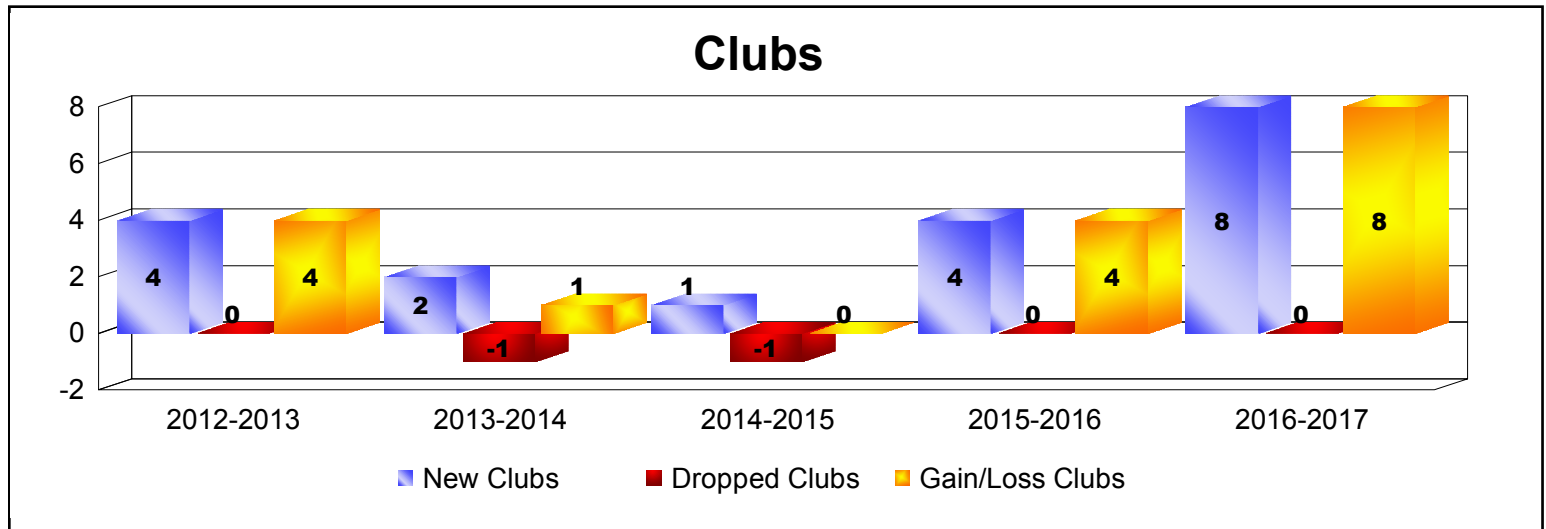
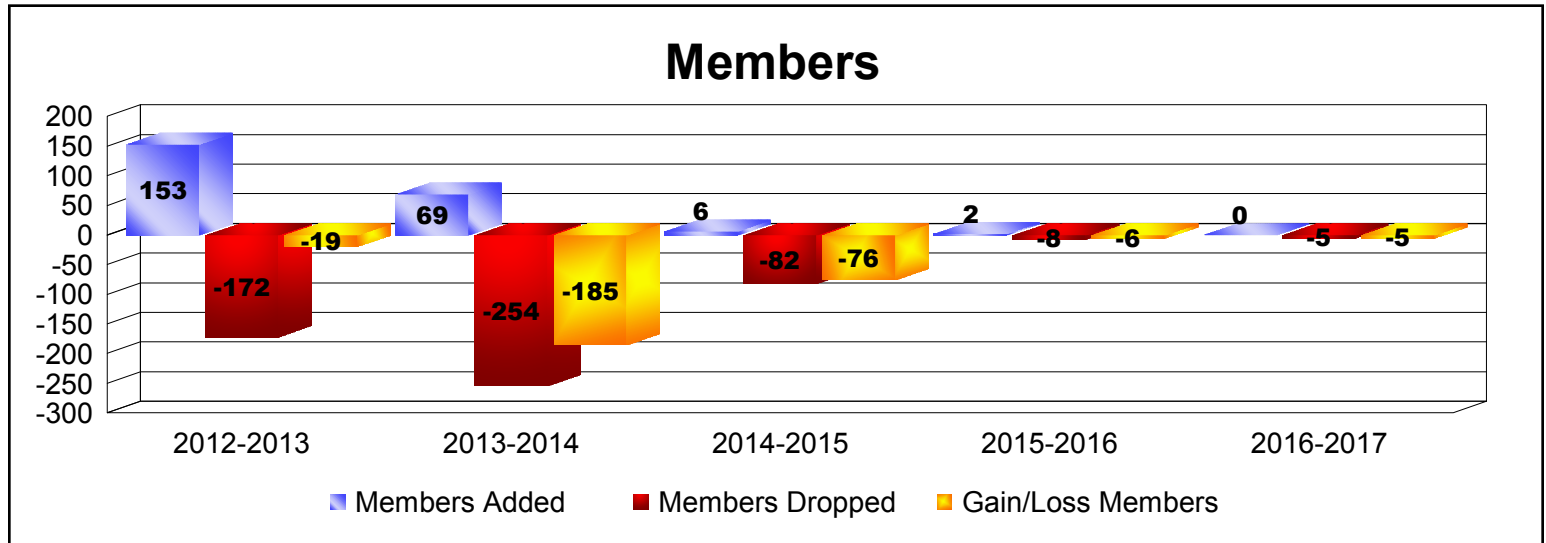
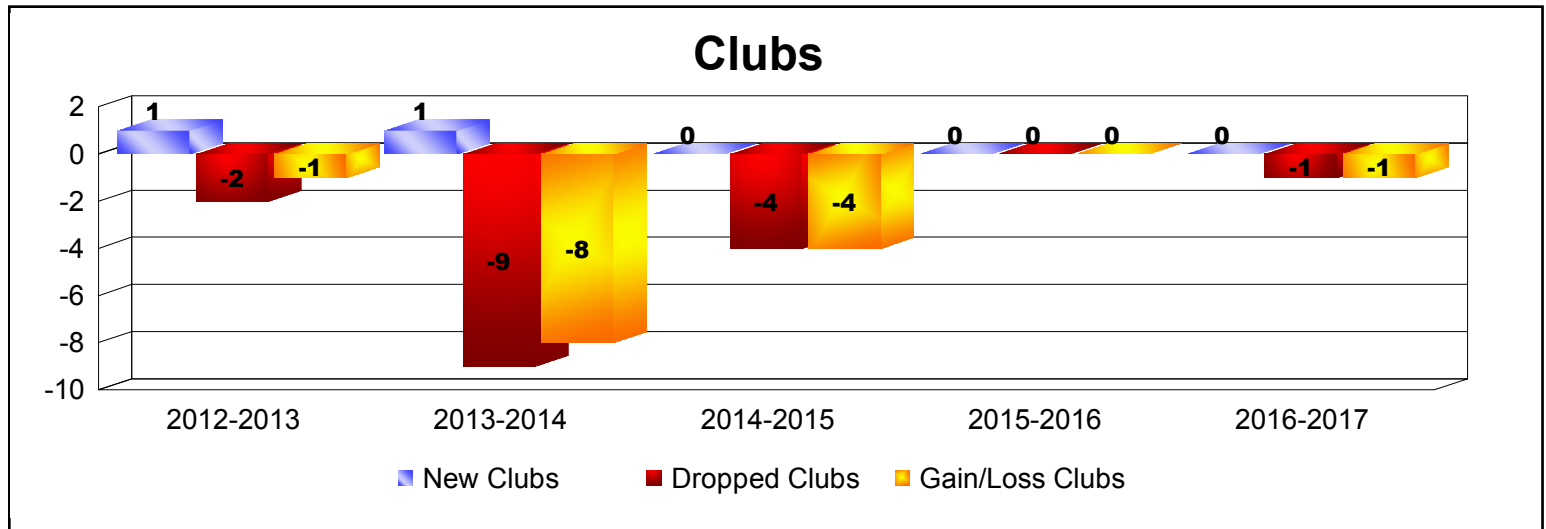


Year	New Clubs	Dropped Clubs	Gain/ Loss Clubs	New Members	Charter Members	Reinstate Members	Transfer Members	Total Member Added	Total Members Dropped	Gain/ Loss Members
2012-2013	4	0	4	97	102	5	1	205	-131	74
2013-2014	2	-1	1	101	58	11	2	172	-182	-10
2014-2015	1	-1	0	122	47	18	4	191	-169	22
2015-2016	4	0	4	98	99	13	2	212	-129	83
2016-2017	8	0	8	161	174	9	1	345	-140	205
<b>Average</b>	<b>4</b>	<b>0</b>	<b>3</b>	<b>116</b>	<b>96</b>	<b>11</b>	<b>2</b>	<b>225</b>	<b>-150</b>	<b>75</b>



Year	New Clubs	Dropped Clubs	Gain/ Loss Clubs	New Members	Charter Members	Reinstate Members	Transfer Members	Total Member Added	Total Members Dropped	Gain/ Loss Members
2012-2013	1	-2	-1	41	24	88	0	153	-172	-19
2013-2014	1	-9	-8	14	52	3	0	69	-254	-185
2014-2015	0	-4	-4	6	0	0	0	6	-82	-76
2015-2016	0	0	0	1	0	1	0	2	-8	-6
2016-2017	0	-1	-1	0	0	0	0	0	-5	-5
<b>Average</b>	<b>0</b>	<b>-3</b>	<b>-3</b>	<b>12</b>	<b>15</b>	<b>18</b>	<b>0</b>	<b>46</b>	<b>-104</b>	<b>-58</b>



#### Membership Composition

June 2017 Cumulative

New Members	0.0%
Charter Members	0.0%
Reinstate Members	0.0%
Transfer members	0.0%
<b>Total:</b>	<b>100.0%</b>

#### Gender Comparison

June 2017 Cumulative